



Club Health Assessment for District 3233E1 through February 2025

			Status	Membership							Reports					Finance	LCIF
Club Number	Club Name	Charter Date		Current Member Count	YTD Members Added	YTD Members Dropped	YTD Net Growth	YTD Net Growth%	Member Count 12 Months Ago	Avg. length of service for dropped members	Months Since Last MMR ***	Yrs. Since Last Officer Report	President Rotation	Vice President Reported ****	Months Since Last Activity Report ***	Account Balance	Donations for current Fiscal Year
			Number of times on status quo within last two years	If below 15 members appears						If net loss is greater than 20% appears	If no report in 3 months appears in	When more than one year appears in	Number of repeat terms	Notes the officers that do not have an active	If no report at 12 months red		
Clubs less than two years old																	
155126	Bharatpur Royals	07/18/2023	Active	49	9	1	8	19.51%	0	1	0		2	N	M,VP	0	
179586	Churu Samarpan	11/29/2024	Active	27	28	1	27	100.00%	0	0	2				M,VP,SC	2	
153860	Gwalior Aarish	03/31/2023	Active	19	2	0	2	11.76%	0		3				P,S,T,M,VP SC	4	90+ Days
179199	Gwalior Aradhya	10/28/2024	Active	15	20	5	15	100.00%	0	0	1				M,VP,SC	3	90+ Days
155257	Gwalior Diamond	09/25/2023	Cancelled(8*)	0	0	20	-20	-100.00%	0	1	2		None		P,S,T,M,VP SC	4	90+ Days
155998	Gwalior Fort	09/18/2023	Active	5	0	5	-5	-50.00%	0	1	2				M,VP,SC	4	
172251	Gwalior Galaxy	06/20/2024	Active	27	0	0	0	0.00%	0		8		None		P,S,T,M,VP SC	7	90+ Days
175182	Gwalior Metro	08/30/2024	Active	20	20	0	20	100.00%	0		6				M,VP,SC	6	90+ Days
171871	Gwalior Ojas	06/12/2024	Active	22	0	3	-3	-12.00%	0	0	0		2		M,VP,SC	4	90+ Days
155631	Gwalior Royals	09/21/2023	Active(1)	20	0	0	0	0.00%	0		8	1	None		P,S,T,M,VP SC	4	
155256	Gwalior Sankalp	07/28/2023	Active	6	3	8	-5	-45.45%	0	1	2				M,VP,SC	3	
155845	Gwalior Utkarsh	09/25/2023	Cancelled(8*)	0	0	20	-20	-100.00%	0	1	17		None		P,S,T,M,VP SC	4	90+ Days
174388	Jaipur Friends	07/30/2024	Active	24	24	0	24	100.00%	0		0			N	SC	4	
155512	Jaipur Platinum	08/30/2023	Cancelled(8*)	0	30	60	-30	-100.00%	0	1	0		None		P,S,T,M,VP SC	4	90+ Days
171354	Jaipur Royal	05/31/2024	Active	11	0	0	0	0.00%	0		8		2		T,M,VP,SC	4	
172138	Jaipur Unique	06/13/2024	Active	17	4	8	-4	-19.05%	0	0	0		2	IP	SC	6	
172338	Khairthal Prakash	06/21/2024	Active	6	0	14	-14	-70.00%	0	0	2		2		M,VP,SC	4	
157309	Khairthal Shakti	03/01/2024	Active	21	0	0	0	0.00%	0		8		2		M,VP,SC	4	
172066	Morena Divy	06/10/2024	Active	14	0	6	-6	-30.00%	0	1	2		2		VP,SC	4	90+ Days
155406	Morena Manikya	08/25/2023	Active	16	0	0	0	0.00%	0		6		2		M,VP,SC	6	
155786	Neem Ka Thana	08/28/2023	Cancelled(8*)	0	0	20	-20	-100.00%	0	1	18	1	None		P,S,T,M,VP SC	6	90+ Days
155514	Paota	08/25/2023	Cancelled(8*)	0	0	20	-20	-100.00%	0	1	18	1	None		P,S,T,M,VP SC	7	90+ Days
177820	Sawai Madhopur Ranthambhor	08/26/2024	Active	24	24	0	24	100.00%	0		6				M,VP,SC	7	
155943	Sawai Madhopur Ranthambore Royal	09/29/2023	Cancelled(8*)	0	0	20	-20	-100.00%	0	1	8		None		P,S,T,M,VP SC	4	90+ Days



Club Health Assessment for District 3233E1 through February 2025

			Status	Membership							Reports					Finance		LCIF
Club Number	Club Name	Charter Date		Current Member Count	YTD Members Added	YTD Members Dropped	YTD Net Growth	YTD Net Growth%	Member Count 12 Months Ago	Avg. length of service for dropped members	Months Since Last MMR ***	Yrs. Since Last Officer Report	President Rotation	Vice President Reported ****	Months Since Last Activity Report ***	Account Balance	Donations for current Fiscal Year	
			Number of times on status quo within last two years	If below 15 members appears					If net loss is greater than 20% appears			If no report in 3 months appears in	When more than one year appears in	Number of repeat terms	Notes the officers that do not have an active	If no report at 12 months appears in red		
155125	Shivpuri Classic	07/27/2023	Active	17	0	1	-1	-5.56%	0	19	0				M,VP,SC	5	90+ Days	
179071	Sikar Kalyan Dhani	10/08/2024	Active	20	20	0	20	100.00%	0		3				M,VP,SC	4	90+ Days	
155453	Sujangarh	08/01/2023	Active	43	7	4	3	7.50%	0	1	1		2	R		0		
Exc Award (06/30/2024)																		
156991	Taranagar	12/30/2023	Active	21	2	4	-2	-8.70%	0	1	1		2	R	SC	4		
Clubs more than two years old																		
26281	ALWAR	05/19/1969	Active	41	2	2	0	0.00%	0	11	2				M,VP,SC	6	90+ Days	
48066	ALWAR CITY	01/14/1988	Active	24	0	0	0	0.00%	0		5				M,VP,SC	4		
138555	Alwar Dreams	06/13/2019	Cancelled(8*)	0	0	5	-5	-100.00%	0	3	2		None		P,S,T,M,VP SC	6	90+ Days	
95645	ALWAR MATSYA	02/15/2006	Active	35	8	6	2	6.06%	0	3	1				M,VP,SC	4		\$3,821.50
145995	Ambah Central	06/24/2021	Active(1)	4	0	0	0	0.00%	0		8		4		M,VP	4		
49845	ANUPGARH	09/01/1989	Active(1)	31	3	0	3	10.71%	0		2			N		6		
63073	ASHOK NAGAR	04/13/2000	Active(1)	27	5	12	-7	-20.59%	0	13	0				T,M,VP,SC	4		
150003	Ashoknagar Amrit	03/07/2022	Cancelled(8*)	0	0	13	-13	-100.00%	0	3	2	1	None		P,S,T,M,VP SC	5	90+ Days	
150004	Ashoknagar Best	03/07/2022	Active	10	0	0	0	0.00%	0		12	1	None		P,S,T,M,VP SC	3	90+ Days	
128827	Ashoknagar Helping Hand	12/13/2016	Active(1)	9	2	1	1	12.50%	0	8	2				T,M,VP,SC	0		
45230	BANDIKUI	06/30/1985	Active(1)	29	0	1	-1	-3.33%	0	7	0			N		5		\$1,009.88
138549	Bandikui Kohinoor	06/13/2019	Active(1)	13	1	1	0	0.00%	0	5	3			N	VP,SC	7		\$1,000.30
54038	BEHROR	02/02/1993	Active	35	1	0	1	2.94%	0		7			N	T,VP	1		
150038	Behror Kings	03/07/2022	Active	26	7	0	7	36.84%	0		7				T,M,VP,SC	1		\$1,000.30
102462	BEHROR ROYAL	06/18/2008	Active	31	3	4	-1	-3.13%	0	6	1		2	N		1	90+ Days	
26286	BHARATPUR	05/18/1969	Active	62	2	14	-12	-16.22%	0	7	0			N	M	0		\$1,000.30
147533	Bharatpur Brij	07/20/2021	Active	39	0	0	0	0.00%	0		4				M,VP,SC	3		\$1,000.30
152446	Bharatpur Crown	08/29/2022	Active(1)	20	0	0	0	0.00%	0		29	1	None		P,S,T,M,VP SC	5		
89660	BHARATPUR DIAMOND	11/17/2005	Active	50	5	4	1	2.04%	0	9	0			N	T,VP	1		




Club Health Assessment for District 3233E1 through February 2025

			Status	Membership							Reports					Finance		LCIF
Club Number	Club Name	Charter Date		Current Member Count	YTD Members Added	YTD Members Dropped	YTD Net Growth	YTD Net Growth%	Member Count 12 Months Ago	Avg. length of service for dropped members	Months Since Last MMR ***	Yrs. Since Last Officer Report	President Rotation	Vice President Reported ****	Months Since Last Activity Report ***	Account Balance	Donations for current Fiscal Year	
			Number of times on status quo within last two years	If below 15 members appears				If net loss is greater than 20% appears			If no report in 3 months appears in	When more than one year appears in	Number of repeat terms	Notes the officers that do not have an active	If no report at 12 months red			
138008	BHARATPUR FRIENDS	05/03/2019	Active	21	2	18	-16	-43.24%	0	4	0			M,VP,SC	4	90+ Days	\$1,000.30	
138007	BHARATPUR GOLD	05/03/2019	Status Quo(2)	2	0	0	0	0.00%	0		8		None	P,S,M,VP,SC	16	90+ Days		
107307	BHARATPUR KOHINOOR	01/21/2010	Active	30	6	6	0	0.00%	0	8	2			P,S,T,VP,SC	0		\$1,000.30	
145270	Bharatpur Sanctuary	03/17/2021	Active	25	8	6	2	8.70%	0	3	1		2	T,M,VP,SC	4	90+ Days		
120205	Bhatner	08/23/2013	Cancelled(8*)	0	0	10	-10	-100.00%	0	10	2		None	P,S,T,M,VP SC	3	90+ Days	\$299.49	
54138	BHIWADI	02/24/1993	Active(1)	60	0	0	0	0.00%	0		3			P,M,VP,SC	5		\$2,006.59	
117834	BHIWADI CITY	09/14/2012	Active	71	2	4	-2	-2.74%	0	4	1		2	R	1		\$6,842.40	
148191	Bhiwadi Roshni	09/03/2021	Cancelled(8*)	0	0	14	-14	-100.00%	0	4	15	1	None	P,S,T,M,VP SC	4	90+ Days		
26290	BIKANER	11/08/1968	Active	44	0	4	-4	-8.33%	0	10	2			S,T,M,VP,SC	7			
99886	BIKANER MULTIVISION	06/29/2007	Active(1)	7	0	5	-5	-41.67%	0	4	0			R	6			
125358	Bikaner Udaan	07/14/2015	Cancelled(8*)	0	0	16	-16	-100.00%	0	7	2		None	P,S,T,M,VP SC	4	90+ Days		
135513	Bikaner Universal	07/09/2018	Cancelled(8*)	0	0	16	-16	-100.00%	0	6	2	1	None	P,S,T,M,VP SC	7	90+ Days		
46149	CHURU	05/01/1986	Active	39	0	0	0	0.00%	0		5		2	N	3		\$1,000.30	
41764	DABRA	07/12/1982	Active	91	12	5	7	8.33%	0	5	1			S,M,VP,SC	0			
132337	Dabra City	11/21/2017	Active(2)	18	0	0	0	0.00%	0		15	1	None	P,S,T,M,VP SC	4			
146042	Datia Best	06/28/2021	Cancelled(8*)	0	0	10	-10	-100.00%	0	3	12	1	None	P,S,T,M,VP SC	6	90+ Days		
96795	DAUSA CITY	03/29/2006	Active(2)	11	1	1	0	0.00%	0	19	2			M,VP,SC	5			
29699	DHOLPUR	07/15/1974	Cancelled(8*)	0	0	6	-6	-100.00%	0	14	2		None	P,S,T,M,VP SC	6	90+ Days		
Exc Award (06/30/2016)																		
44322	FATEHPUR SHEKHAWATI	10/22/1984	Active	58	6	1	5	9.43%	0	1	1			N	1			
151215	Fatehpur Shekhawati Shri Laxminath	06/20/2022	Active(1)	34	4	6	-2	-5.56%	0	2	1			N	4	90+ Days	\$2,000.60	
41941	GANGAPUR CITY	10/25/1982	Active	37	4	0	4	12.12%	0		6			T,M,VP,SC	1			
138553	Gangapur City Diamond	06/13/2019	Cancelled(8*)	0	0	10	-10	-100.00%	0	4	2	1	None	P,S,T,M,VP SC	6	90+ Days		
151026	Gangapur City Disha	06/17/2022	Active	16	0	0	0	0.00%	0		1			N	2			
132251	Gangapur City Garima	08/01/2017	Active	38	11	0	11	40.74%	0		1			N	0		\$2,000.60	



Club Health Assessment for District 3233E1 through February 2025

			Status	Membership							Reports					Finance	LCIF	
Club Number	Club Name	Charter Date		Current Member Count	YTD Members Added	YTD Members Dropped	YTD Net Growth	YTD Net Growth%	Member Count 12 Months Ago	Avg. length of service for dropped members	Months Since Last MMR ***	Yrs. Since Last Officer Report	President Rotation	Vice President Reported ****	Months Since Last Activity Report ***	Account Balance	Donations for current Fiscal Year	
			Number of times on status quo within last two years	If below 15 members appears					If net loss is greater than 20% appears			If no report in 3 months appears in	When more than one year appears in	Number of repeat terms	Notes the officers that do not have an active	If no report at 12 months appears in red		
136152	Gangapur City Gold	09/12/2018	Active(1)	8	0	0	0	0.00%	0		7				M,VP,SC	4		
138551	Gangapur City Kohinoor	06/12/2019	Active(2)	1	0	0	0	0.00%	0		9	2	None		P,S,T,M,VP SC	N/A		
151027	Gangapur City Sarthak	06/16/2022	Active	21	0	1	-1	-4.55%	0	2	1				M,VP,SC	4		
41606	GOHAD	06/03/1982	Active	4	0	0	0	0.00%	0		18		15		S,T,M,VP,SC	1		
150050	Guna Amrit	03/07/2022	Cancelled(8*)	0	0	10	-10	-100.00%	0	3	2	1	None		P,S,T,M,VP SC	5	90+ Days	
120145	Guna Central	08/14/2013	Active(1)	61	6	0	6	10.91%	0		6				M,VP,SC	5	90+ Days	\$878.52
130407	Guna Centurion	04/18/2017	Cancelled(8*)	0	0	30	-30	-100.00%	0	5	2		None		P,S,T,M,VP SC	6	90+ Days	
61529	GUNA CITY	02/15/1999	Active	94	3	0	3	3.30%	0		6				M,VP,SC	0		\$7,002.10
139693	Guna Disha	09/09/2019	Active(1)	16	5	1	4	33.33%	0	0	6				S,T,M,VP,SC	1		
123065	Guna Drashti	09/05/2014	Active	17	0	0	0	0.00%	0		4				M,VP,SC	4		\$1,000.30
26304	GWALIOR	10/29/1960	Active	238	18	14	4	1.71%	0	9	1				S,M,VP,SC	4		\$4,903.14
149502	GWALIOR ANUBHUTI	03/03/2022	Active	16	0	4	-4	-20.00%	0	2	1		None		P,M,VP,SC	2	90+ Days	\$50.01
Exc Award (06/30/2024)																		
143766	Gwalior Aryan	02/05/2021	Active(1)	8	0	7	-7	-46.67%	0	3	2				S,T,M,VP,SC	5		
125169	Gwalior Astha	06/22/2015	Active	26	0	1	-1	-3.70%	0	9	6				M,VP,SC	4		
50229	GWALIOR CENTRAL	02/22/1990	Active	127	0	9	-9	-6.62%	0	5	2			R	SC	4		\$2,994.90
109236	GWALIOR CITY	09/16/2010	Active	156	0	0	0	0.00%	0		3			N	M,SC	4		
142180	Gwalior City Star	07/29/2020	Cancelled(8*)	0	0	16	-16	-100.00%	0	5	2	1	None		P,S,T,M,VP SC	4	90+ Days	
123138	Gwalior Classic	09/18/2014	Cancelled(8*)	0	1	27	-26	-100.00%	0	8	6		None		P,S,T,M,VP SC	6	90+ Days	
132253	Gwalior Cosmic	08/07/2017	Active(1)	33	0	0	0	0.00%	0		10				M,VP,SC	4		
117773	GWALIOR DISHA CAMPUS LIONS CLUB	09/04/2012	Active(1)	37	0	0	0	0.00%	0		2		2		T,VP,SC	4		
129995	Gwalior Excellency	03/10/2017	Active	8	0	0	0	0.00%	0		6				M,VP,SC	3		\$1,000.30
62724	GWALIOR GALAV	01/18/2000	Active	30	6	0	6	25.00%	0		0			N	T,M,SC	4		\$2,000.60
138164	GWALIOR GAYATRI	05/27/2019	Active	5	0	0	0	0.00%	0		20	1	None		P,S,T,M,VP SC	5	90+ Days	
148137	Gwalior Indraprastha	09/20/2021	Active	70	0	0	0	0.00%	0		0				T,M,VP,SC	4		



Club Health Assessment for District 3233E1 through February 2025

			Status	Membership							Reports					Finance		LCIF
Club Number	Club Name	Charter Date		Current Member Count	YTD Members Added	YTD Members Dropped	YTD Net Growth	YTD Net Growth%	Member Count 12 Months Ago	Avg. length of service for dropped members	Months Since Last MMR ***	Yrs. Since Last Officer Report	President Rotation	Vice President Reported ****	Months Since Last Activity Report ***	Account Balance	Donations for current Fiscal Year	
			Number of times on status quo within last two years	If below 15 members appears				If net loss is greater than 20% appears			If no report in 3 months appears in	When more than one year appears in	Number of repeat terms	Notes the officers that do not have an active	If no report at 12 months red			
138196	Gwalior Jagat	05/20/2019	Active(1)	6	0	0	0	0.00%	0		2		None	P,S,T,M,VP SC	4	90+ Days	\$709.19	
138197	Gwalior Janki	05/19/2019	Active	5	0	0	0	0.00%	0		10		7	S,T,M,VP,SC	5			
138582	Gwalior Jashan	06/17/2019	Active(1)	6	0	0	0	0.00%	0		9	1	None	P,S,T,M,VP SC	2			
136783	Gwalior Ladies	11/06/2018	Active(1)	10	10	10	0	0.00%	0	4	1		2	T,M,VP,SC	3			
151891	Gwalior Maitri	07/21/2022	Active(1)	30	0	0	0	0.00%	0		7			N				
128872	Gwalior Midtown	09/20/2016	Active(2)	16	0	0	0	0.00%	0		14	1	None	P,S,T,M,VP SC	4			
109070	GWALIOR NORTH	08/13/2010	Active	15	0	3	-3	-16.67%	0	6	2			T,VP	6			
109084	GWALIOR PRERNA	08/20/2010	Active	41	0	0	0	0.00%	0		8			N				
61841	GWALIOR PRIYADARSHANI	04/28/1999	Active	74	6	3	3	4.23%	0	11	2			M,VP,SC	0		\$1,000.30	
136987	Gwalior Queen	12/12/2018	Active	16	1	0	1	6.67%	0		1			M,VP,SC	0		\$1,000.30	
123368	Gwalior Rising	10/16/2014	Cancelled(8*)	0	0	11	-11	-100.00%	0	10	8		None	P,S,T,M,VP SC	4	90+ Days		
135927	Gwalior Rounak	07/17/2018	Active(1)	15	0	0	0	0.00%	0		7		None	P,S,T,M,VP SC	7			
120600	Gwalior Samarpan	10/25/2013	Cancelled(8*)	0	4	16	-12	-100.00%	0	7	2		None	P,S,T,M,VP SC	6	90+ Days		
136926	Gwalior Shine	12/12/2018	Active	16	0	4	-4	-20.00%	0	5	2			M,VP,SC	4		\$1,000.30	
152317	Gwalior Shril	08/25/2022	Active(1)	19	0	0	0	0.00%	0		9			T,M,VP,SC	4			
144818	Gwalior Tansen	06/21/2021	Active	5	0	0	0	0.00%	0		14		None	P,S,T,M,VP SC	2	90+ Days	\$1,000.30	
140198	Gwalior Tejaswani	12/12/2019	Active(1)	15	0	0	0	0.00%	0		0			S,M,VP,SC	4			
53426	HANUMANGARH	06/30/1992	Active	29	0	0	0	0.00%	0		3			M,VP,SC	6	90+ Days	\$2,497.75	
138536	Hanumangarh City	06/13/2019	Active	23	0	6	-6	-20.69%	0	4	0			S,T,M,VP,SC	6			
101091	HANUMANGARH DIAMOND	01/24/2008	Cancelled(8*)	0	0	20	-20	-100.00%	0	8	1		None	P,S,T,M,VP SC	7	90+ Days		
61034	HINDAUN CENTRAL	07/06/1998	Active	21	0	0	0	0.00%	0		2		2	M,VP,SC	5		\$2,010.60	
100250	HINDAUN GOLD	09/20/2007	Active(1)	13	0	0	0	0.00%	0		8	1	None	P,S,T,M,VP SC	7			
145959	Isagarh	06/22/2021	Cancelled(8*)	0	0	10	-10	-100.00%	0	3	12	1	None	P,S,T,M,VP SC	5	90+ Days		
26309	JAIPUR	12/07/1964	Active	29	1	3	-2	-6.45%	0	3	1			R	P	2		
138583	Jaipur Abhilasha	06/16/2019	Cancelled(8*)	0	0	5	-5	-100.00%	0	2	2	1	None	P,S,T,M,VP SC	6	90+ Days		



Club Health Assessment for District 3233E1 through February 2025

			Status	Membership							Reports					Finance		LCIF
Club Number	Club Name	Charter Date		Current Member Count	YTD Members Added	YTD Members Dropped	YTD Net Growth	YTD Net Growth%	Member Count 12 Months Ago	Avg. length of service for dropped members	Months Since Last MMR ***	Yrs. Since Last Officer Report	President Rotation	Vice President Reported ****	Months Since Last Activity Report ***	Account Balance	Donations for current Fiscal Year	
			Number of times on status quo within last two years	If below 15 members appears	If net loss is greater than 20% appears					If no report in 3 months appears in	When more than one year appears in	Number of repeat terms	Notes the officers that do not have an active	If no report at 12 months appears in red				
52238	JAIPUR ADARSH NAGAR	12/05/1991	Active	80	17	3	14	21.21%	0	17	0			N	SC	0		\$1,804.54
135648	Jaipur Akashdeep	07/09/2018	Active(1)	26	2	0	2	8.33%	0		2		None		P,T,M,VP,SC	6		
120233	Jaipur Amber Fort	08/29/2013	Active	20	2	2	0	0.00%	0	35	2				T,M,VP,SC	4		\$10.00
136637	Jaipur Angel Pearl	10/23/2018	Cancelled(8*)	0	0	1	-1	-100.00%	0	6	2		None		P,S,T,M,VP SC	24+	90+ Days	
136638	Jaipur Angel Ruby	10/23/2018	Active(1)	12	0	1	-1	-7.69%	0	3	1				S,T,M,VP,SC	6		
128289	Jaipur Anmol	08/24/2016	Active(1)	6	0	1	-1	-14.29%	0	8	0		4		VP,SC	0		
39377	JAIPUR BANIPARK	01/26/1981	Active	15	4	6	-2	-11.76%	0	22	1			R	T,M,SC	7		\$1,000.30
126080	Jaipur Bhagwati Divine	12/30/2015	Active	66	0	0	0	0.00%	0		4			N	P,T,M,VP,SC	0		
134533	Jaipur Bhaskar	04/23/2018	Active	22	0	0	0	0.00%	0		2				T,M,VP,SC	4	90+ Days	
46985	JAIPUR CAPITAL	02/23/1987	Active	24	3	4	-1	-4.00%	0	20	2				S,T,M,VP,SC	0		
41607	JAIPUR CENTRAL	06/29/1982	Active(1)	12	15	13	2	20.00%	0	15	0		3		VP,SC	3		
135264	Jaipur Central Spine	06/19/2018	Active	17	11	1	10	142.86%	0	2	1				M,VP,SC	1	90+ Days	\$843.36
106661	JAIPUR CHARTERED ACCOUNTANTS Exc Award (06/30/2023)	10/02/2009	Active(2)	51	3	0	3	6.25%	0		0			N	M,SC	0		
88701	JAIPUR CRYSTAL	06/21/2005	Cancelled(8*)	0	0	10	-10	-100.00%	0	14	26	1	None		P,S,T,M,VP SC	6	90+ Days	
138004	Jaipur Dashmesh	05/03/2019	Cancelled(8*)	0	0	6	-6	-100.00%	0	2	2		None		P,S,T,M,VP SC	6	90+ Days	
138552	Jaipur Deeraghaayu	06/13/2019	Active	4	0	0	0	0.00%	0		20	1	None		P,S,T,M,VP SC	1	90+ Days	
67177	JAIPUR DIAMOND	01/21/2003	Active(1)	37	5	0	5	15.63%	0		1				M,VP,SC	2		\$160.00
60905	JAIPUR EMERALD	06/18/1998	Active(1)	10	0	0	0	0.00%	0		8				T,M,VP,SC	5		
120201	Jaipur Green	08/23/2013	Active(2)	19	0	0	0	0.00%	0		3		None		P,T,M,VP,SC	6		
151965	Jaipur Gulabi Nagar	07/25/2022	Active(2)	10	0	0	0	0.00%	0		2		3		M,VP,SC	2		
45232	JAIPUR HAWAMAHAL	06/28/1985	Active(1)	25	4	3	1	4.17%	0	13	2				M,VP,SC	2		\$1,000.30
142377	Jaipur Heritage	08/06/2020	Active(2)	16	1	1	0	0.00%	0	4	2			N	VP	4		
134687	Jaipur Kardhani	05/07/2018	Active(1)	6	0	0	0	0.00%	0		8				T,M,VP,SC	4		
106582	JAIPUR MADHURAM	09/10/2009	Status Quo(1)	15	0	3	-3	-16.67%	0	5	2				S,T,M,VP,SC	7	90+ Days	




Club Health Assessment for District 3233E1 through February 2025

			Status	Membership							Reports					Finance		LCIF
Club Number	Club Name	Charter Date		Current Member Count	YTD Members Added	YTD Members Dropped	YTD Net Growth	YTD Net Growth%	Member Count 12 Months Ago	Avg. length of service for dropped members	Months Since Last MMR ***	Yrs. Since Last Officer Report	President Rotation	Vice President Reported ****	Months Since Last Activity Report ***	Account Balance	Donations for current Fiscal Year	
			Number of times on status quo within last two years	If below 15 members appears					If net loss is greater than 20% appears		If no report in 3 months appears in	When more than one year appears in	Number of repeat terms	Notes the officers that do not have an active	If no report at 12 months red			
54102	JAIPUR MAHANAGAR	02/16/1993	Active(1)	19	2	3	-1	-5.00%	0	14	2			M,VP,SC	0			
60038	JAIPUR MAITRAI	10/23/1997	Active(1)	17	0	3	-3	-15.00%	0	12	2		3	M,VP,SC	4			
52483	JAIPUR MALVIYA NAGAR	02/05/1992	Active	30	1	4	-3	-9.09%	0	16	4			R	1			
109155	JAIPUR METRO	09/01/2010	Active	80	1	0	1	1.27%	0		7			M,VP,SC	7		\$5.99	
Exc Award (06/30/2024)																		
135511	Jaipur Pink City	07/13/2018	Active(2)	16	0	0	0	0.00%	0		9	1	None	P,S,T,M,VP SC	6		\$1,000.30	
112146	JAIPUR PLUS	08/30/2011	Active	9	0	0	0	0.00%	0		16			N	P,T,VP	3		
105290	JAIPUR PRIME STAR	04/21/2009	Active(1)	7	0	8	-8	-53.33%	0	11	2			S,M,VP,SC	6			
138463	Jaipur Queen	06/06/2019	Active(1)	12	0	0	0	0.00%	0		15	1	None	P,S,T,M,VP SC	4	90+ Days	\$1,000.30	
138006	Jaipur Sakhi Saheli	05/03/2019	Active	4	0	0	0	0.00%	0		20	1	None	P,S,T,M,VP SC	1	90+ Days		
135972	Jaipur Samarpan	07/24/2018	Active	32	30	22	8	33.33%	0	7	1			N	T,M,VP,SC	2	90+ Days	\$1,000.30
40573	JAIPUR SHASTRINAGAR	11/05/1981	Active(1)	68	0	0	0	0.00%	0		8		2	M,VP,SC	4			
64781	JAIPUR SHIVAM	11/13/2001	Active(1)	20	0	5	-5	-20.00%	0	6	5		2	M,VP,SC	5			
115281	JAIPUR SOUTH	10/14/2011	Active	15	2	3	-1	-6.25%	0	5	2			M,VP,SC	3			
136883	Jaipur Sparkle	11/26/2018	Active	26	10	0	10	62.50%	0		1			N		1	\$1,000.30	
153466	Jaipur Star	02/22/2023	Cancelled(8*)	0	0	20	-20	-100.00%	0	2	2		None	P,S,T,M,VP SC	4	90+ Days		
105214	JAIPUR SUPER STAR	04/09/2009	Active	10	0	0	0	0.00%	0		7			P,T,M,VP,SC	3		\$750.22	
57145	JAIPUR SUPREME	06/28/1995	Active(1)	9	0	0	0	0.00%	0		9			T,M,VP,SC	4			
67578	JAIPUR TIME SQUARE	03/05/2003	Active(1)	46	0	0	0	0.00%	0		16	1	None	P,S,T,M,VP SC	4			
122991	Jaipur Vidhyadhar Nagar	08/22/2014	Active	20	8	2	6	42.86%	0	5	6		2	M,VP,SC	6		\$1,006.29	
Exc Award (06/30/2021)																		
30140	JAIPUR WEST	01/14/1975	Active(1)	20	0	3	-3	-13.04%	0	11	0			T,M,VP,SC	4			
40395	JHUNJHUNU	09/23/1981	Active	90	4	11	-7	-7.22%	0	6	1			P,M,VP,SC	2			
125514	Jhunjhunu Gaurav	07/27/2015	Active	35	2	4	-2	-5.41%	0	8	2			T,VP	0			
102408	JOURA TOWN	06/13/2008	Active	5	0	0	0	0.00%	0		12		None	P,S,T,M,VP SC	2	90+ Days		



Club Health Assessment for District 3233E1 through February 2025

			Status	Membership							Reports					Finance	LCIF
Club Number	Club Name	Charter Date		Current Member Count	YTD Members Added	YTD Members Dropped	YTD Net Growth	YTD Net Growth%	Member Count 12 Months Ago	Avg. length of service for dropped members	Months Since Last MMR ***	Yrs. Since Last Officer Report	President Rotation	Vice President Reported ****	Months Since Last Activity Report ***	Account Balance	Donations for current Fiscal Year
			Number of times on status quo within last two years	If below 15 members appears				If net loss is greater than 20% appears			If no report in 3 months appears in	When more than one year appears in	Number of repeat terms	Notes the officers that do not have an active	If no report at 12 months red		
139019	Karauli	07/12/2019	Active(2)	11	0	0	0	0.00%	0		2			S,VP,SC	4		
120174	Karera Central	08/19/2013	Active(1)	9	0	0	0	0.00%	0		11	1	None	P,S,T,M,VP SC	5		
145998	Kelaras	06/22/2021	Active(2)	5	4	3	1	25.00%	0	2	2			N SC	4		
60519	KHAIRTHAL MANDI	03/18/1998	Active	36	0	0	0	0.00%	0		8			R S,T,M,SC	5		
150005	Kolaras Amrit	03/07/2022	Active	9	0	0	0	0.00%	0		12	1	None	P,S,T,M,VP SC	5	90+ Days	
145986	Kolaras Best	06/22/2021	Cancelled(8*)	0	0	10	-10	-100.00%	0	3	12	1	None	P,S,T,M,VP SC	3	90+ Days	
142092	Kotputli City	07/08/2020	Cancelled(8*)	0	0	20	-20	-100.00%	0	4	2	1	None	P,S,T,M,VP SC	4	90+ Days	
135512	Lalsot	07/13/2018	Cancelled(8*)	0	0	14	-14	-100.00%	0	5	2		None	P,S,T,M,VP SC	6	90+ Days	
147676	Laxmangarh	10/05/2021	Active	13	0	0	0	0.00%	0		9	1	None	P,S,T,M,VP SC	4	90+ Days	
129920	Mahwa City	03/01/2017	Active	27	1	0	1	3.85%	0		1			M,VP,SC	4	90+ Days	
60406	MANDAWAR	02/23/1998	Active	17	3	0	3	21.43%	0		1			M,VP	0		\$1,251.11
32767	MORENA	09/13/1976	Active(2)	7	3	0	3	75.00%	0		4			VP	7		
148703	Morena Elite	12/03/2021	Active(2)	5	2	0	2	66.67%	0		7			T,M,VP,SC	1		
115633	MORENA MAYURVAN	12/09/2011	Active(1)	20	2	1	1	5.26%	0	13	3			P,T,M,VP,SC	4		
135514	Morena Samanvay	07/09/2018	Active	16	6	0	6	60.00%	0		2			M,VP,SC	4		\$3,000.90
40396	MORENA WEST	09/23/1981	Active	27	2	1	1	3.85%	0	20	1			S,M,VP,SC	7		
43424	NEWAI	01/11/1984	Active(1)	21	0	5	-5	-19.23%	0	5	1			P,M,VP,SC	4		\$1,000.30
145497	Pilibanga	03/17/2021	Active(1)	19	3	0	3	18.75%	0		5		2	T,M,VP,SC	7		
149860	Porsa	03/08/2022	Active	5	0	0	0	0.00%	0		20	1	None	P,S,T,M,VP SC	2	90+ Days	
54103	RAJGARH	02/16/1993	Active	27	0	0	0	0.00%	0		6	1	None	P,S,T,M,VP SC	4	90+ Days	\$1,000.30
57399	RAMSINGHPUR	10/02/1995	Active	11	0	0	0	0.00%	0		8	1	None	P,S,T,M,VP SC	6	90+ Days	
142318	Ratangarh Prerna	07/21/2020	Active	39	13	5	8	25.81%	0	3	1			M,VP,SC	0		
124484	Ratangarh West	04/03/2015	Active	29	0	0	0	0.00%	0		15			T,M,VP,SC	6		
149845	Sabalgarh Central	03/07/2022	Cancelled(8*)	0	0	10	-10	-100.00%	0	3	2	1	None	P,S,T,M,VP SC	4	90+ Days	
116217	SARDAR SAHAR DIAMOND	03/14/2012	Active	42	1	0	1	2.44%	0		3		2	VP	0		\$1,000.30




Club Health Assessment for District 3233E1 through February 2025

			Status	Membership							Reports					Finance		LCIF
Club Number	Club Name	Charter Date		Current Member Count	YTD Members Added	YTD Members Dropped	YTD Net Growth	YTD Net Growth%	Member Count 12 Months Ago	Avg. length of service for dropped members	Months Since Last MMR ***	Yrs. Since Last Officer Report	President Rotation	Vice President Reported ****	Months Since Last Activity Report ***	Account Balance	Donations for current Fiscal Year	
			Number of times on status quo within last two years	If below 15 members appears				If net loss is greater than 20% appears			If no report in 3 months appears in	When more than one year appears in	Number of repeat terms	Notes the officers that do not have an active	If no report at 12 months appears in red			
151028	Sawai Madhopur	06/16/2022	Active(2)	2	0	0	0	0.00%	0		11			M,VP,SC	1			
127016	Sawai Madhopur Bonli	03/17/2016	Active(1)	26	0	0	0	0.00%	0		8			S,T,M,VP	4			
149271	Sheopur Best	01/11/2022	Active(1)	15	0	0	0	0.00%	0		34	1	None	P,S,T,M,VP SC	7			
49224	SHIVPURI CENTRAL	02/02/1989	Active	65	9	1	8	14.04%	0	14	1		N	SC	5		\$1,000.30	
139023	Shivpuri Diamond	07/12/2019	Active(1)	15	0	0	0	0.00%	0		21	1	None	P,S,T,M,VP SC	6			
139021	Shivpuri Heritaze	07/12/2019	Active(2)	16	0	0	0	0.00%	0		0			T,M,VP,SC	6			
148228	Shivpuri Risers	11/08/2021	Active	26	0	0	0	0.00%	0		9			P,M,VP,SC	4	90+ Days		
150051	Shivpuri Ruby	03/03/2022	Cancelled(8*)	0	0	10	-10	-100.00%	0	3	2	1	None	P,S,T,M,VP SC	3	90+ Days		
97899	SHIVPURI SOUTH	12/21/2006	Active	36	0	5	-5	-12.20%	0	11	0			S,T,M,VP,SC	4			
125789	Shri Ganganagar Umang Couple	09/11/2015	Active(2)	22	0	0	0	0.00%	0		0			P,M,VP,SC	3		\$1,025.09	
63911	SHRIMADHOPUR	01/08/2001	Active	25	6	2	4	19.05%	0	8	4		4	M,VP,SC	2			
37010	SIKAR	04/23/1979	Active	74	0	2	-2	-2.63%	0	21	7			M,VP,SC	0	90+ Days		
115289	SIKAR CROWN	10/12/2011	Active	47	2	2	0	0.00%	0	2	2			M,VP,SC	4			
139333	Sikar Diamond	08/08/2019	Active	19	0	0	0	0.00%	0		9			T,M,VP,SC	4			
142019	Sikar Legends	07/09/2020	Active	11	0	0	0	0.00%	0		7			S,VP,SC	4			
142305	Sikar Pride	07/21/2020	Active	52	4	0	4	8.33%	0		4		N	T,M,SC	0	90+ Days		
107324	SIKAR SUNRISE	02/11/2010	Active(1)	30	1	0	1	3.45%	0		6		N	T	4	90+ Days	\$1,001.49	
Exc Award (06/30/2024)																		
61436	SIKAR SURBHI	01/20/1999	Cancelled(8*)	0	0	33	-33	-100.00%	0	10	2	1	None	P,S,T,M,VP SC	4	90+ Days		
60455	SRI DUNGARGARH GREATER	03/03/1998	Active(1)	21	0	0	0	0.00%	0		20	1	None	P,S,T,M,VP SC	4			
142638	Sri Ganganagar Abhinandan	08/24/2020	Active	12	2	2	0	0.00%	0	4	7			S,M,VP,SC	4		\$1,006.29	
147767	Sri Ganganagar Centre	08/05/2021	Active(1)	25	0	0	0	0.00%	0		0			T,M,VP,SC	4		\$890.50	
149508	Sri Ganganagar Diamond	03/02/2022	Cancelled(8*)	0	0	5	-5	-100.00%	0	3	2	1	None	P,S,T,M,VP SC	2	90+ Days		
140686	Sri Ganganagar Royals	02/20/2020	Active(1)	27	0	0	0	0.00%	0		2		N	S,T,M,VP,SC	6			
149507	Sri Ganganagar Swabhimani	03/02/2022	Active	9	0	1	-1	-10.00%	0	3	0		4	S,T,M,VP,SC	3	90+ Days		



Club Health Assessment for District 3233E1 through February 2025

			Status	Membership							Reports					Finance	LCIF
Club Number	Club Name	Charter Date		Current Member Count	YTD Members Added	YTD Members Dropped	YTD Net Growth	YTD Net Growth%	Member Count 12 Months Ago	Avg. length of service for dropped members	Months Since Last MMR ***	Yrs. Since Last Officer Report	President Rotation	Vice President Reported ****	Months Since Last Activity Report ***	Account Balance	Donations for current Fiscal Year
			Number of times on status quo within last two years	If below 15 members appears				If net loss is greater than 20% appears			If no report in 3 months appears in	When more than one year appears in	Number of repeat terms	Notes the officers that do not have an active	If no report at 12 months appears in red		
26344	SRIGANGANAGAR	12/17/1967	Active	113	4	3	1	0.89%	0	11	2			N	T,SC	4	\$4,001.20
152476	Sriganganagar Central City	08/30/2022	Active(1)	19	0	0	0	0.00%	0		6				M,VP,SC	6	
89070	SRIGANGANAGAR CLASSIC	08/10/2005	Active	23	0	0	0	0.00%	0		2				VP	6	
50599	SRIGANGANAGAR GREATER	05/22/1990	Active	39	0	2	-2	-4.88%	0	1	2				S,M,VP,SC	4	
120622	Sriganganagar Sunrise	11/04/2013	Active(1)	19	2	2	0	0.00%	0	11	5				VP,SC	5	
117839	SRIGANGANAGAR VIKAS	09/17/2012	Active	18	0	0	0	0.00%	0		0		2		P,M,VP,SC	4	
66795	SRIGANGANAGAR VISHWASH	11/11/2002	Active	31	1	0	1	3.33%	0		4		3		P,T,M,VP,SC	4	
83074	TONK COUPLE	06/30/2004	Active	10	0	0	0	0.00%	0		9	1	None		P,S,T,M,VP SC	4	90+ Days
135932	Vijay Nagar	07/24/2018	Active	31	0	0	0	0.00%	0		5				M,VP,SC	5	90+ Days
150052	Vijaypur Central	03/04/2022	Cancelled(8*)	0	0	10	-10	-100.00%	0	3	2	1	None		P,S,T,M,VP SC	5	90+ Days

Clubs Cancelled Previous Fiscal Year – Clubs Cancelled within last 12 months may be reinstated

Club Number	Club Name	Charter Date	Current Status*	Cancellation Date
147534	Alwar Sariska	07/21/2021	Cancelled(8*)	12/29/2023
131017	Gwalior Amrit	06/07/2017	Cancelled(8*)	12/29/2023
138512	Gwalior Jagrati	06/11/2019	Cancelled(8*)	09/29/2023
152133	Jaipur Darpan	08/12/2022	Cancelled(8*)	02/29/2024
109150	SRIDUNGARGARH UNIQUE	09/01/2010	Cancelled(8*)	12/29/2023

Current Total Clubs Count	YTD New Clubs Count	YTD Cancelled Clubs Count	YTD Net Gain	Current Total Members Count	YTD Add	YTD Drop	YTD Net Growth	YTD Net Growth %	Member Count 12 Months Ago	Average Member Count Per Club	% of Clubs with less than 20 members	% No MMR in 3 Months	% No Officer Report in 12 Months	% of Clubs with balance 90+ days	Number of Clubs in Status Quo	% Status Quo Clubs in Financial Suspension	Number of Cancelled Clubs	Average Cancelled Club Age	Members Lost Due to Cancellation	% of Clubs Cancelled for Non-Financial Reasons
190	6	36	-30	5,268	547	924	-377	-6.68%	0	28	46%	49%	13%	23%	2	100%	36	8	554	-14%

* - P - Priority Club. Cancellation Reasons: 1-Objectives/conduct, 2-Non-active club, 5-Non-existing club, 6-Disbanding, 7-Merger, 8-Financial Suspension, 9-District/Multiple District Dues.

** - Abbreviation: P-President, S-Secretary, T-Treasurer, M-Member Chairperson, VP-First Vice President, MC-Communications Chairperson, SC-Service Chairperson

*** - Abbreviation: N/R - Never reported using the Lions Clubs website, N/A - Not applicable, No password registered for the Lions Clubs website.

**** - Abbreviation: N - New, IP - Immediate Past, R - Repeat.